Nähanleitung: einfacher Hundemantel

1) Umriss anzeichnen



2) Umriss ergänzen

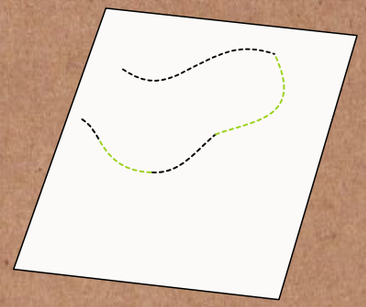

3) Hals anpassen



4) Gürtel aufzeichnen

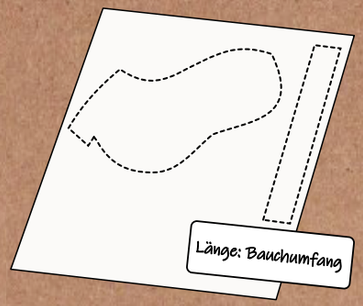

5) Ausschneiden

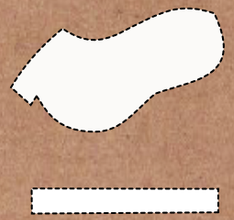

6) Auf Stoff übertragen

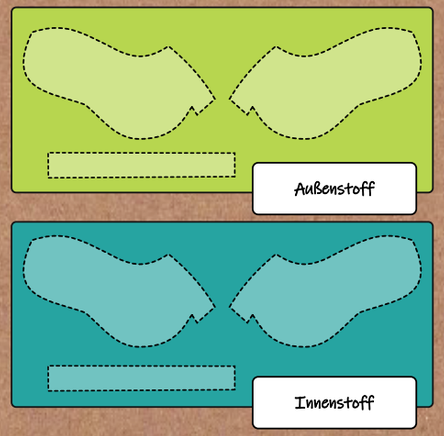

7) Ausschneiden

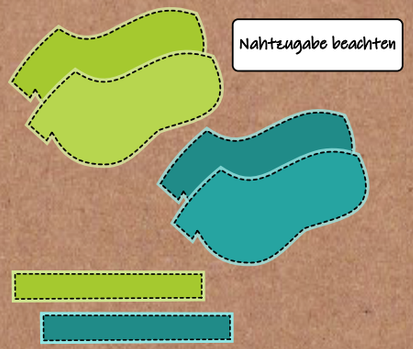

8) Nähen Teil 1

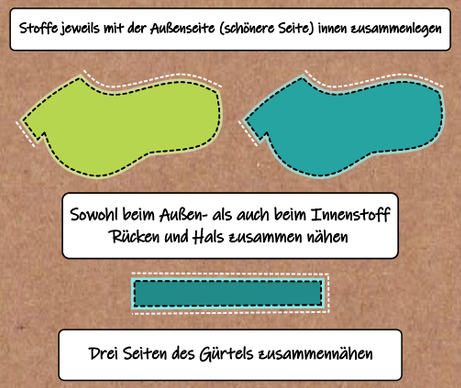

9) Wenden

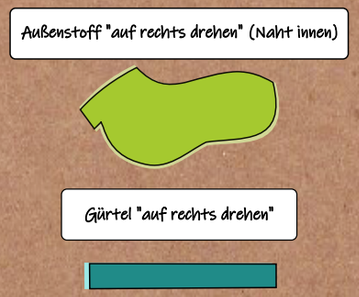

10) Mantelteile kombinieren



11) Nähen Teil 2

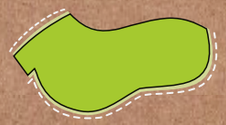

Kragen und Saum nähen, dabei Nahtzugabe nach innen falten (evtl. reflektierendes Paspelband einnähen)

12) Klettverschluss ergänzen

13) Gürtel annähen